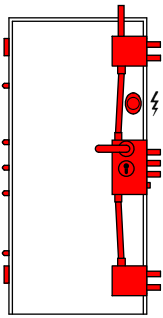


LINX

TECHNICAL CHARACTERISTICS



Motorized security lock with electronic control. Euro profile cylinder for emergency release. Four configurations available. Single and double doors, standard and customised sizes.

DOOR LEAF

- Structure: double galvanised steel sheet (12/10 outer and 10/10 inner) reinforced with internal vertical omega stiffeners.
- Insulation: fireproof material within the door carcass.
- Soft rubber gasket for sealing between door leaf and door jambs.
- 5 dog bolts.
- 2 robust adjustable welded hinges.
- Lock security plate.
- Wide angle door view.
- Adjustable drop seal.
- Range of door furniture in different configurations and finishes.

FRAME AND SUBFRAME

- Rolled sheet steel frame and subframe with powder

coated finish (RAL 8014); 2 mm thickness; available in different colours on request. It is possible to adjust the position of frame and subframe both in height and in depth.

LOCKING SYSTEM

- Motorized security lock with electronic control. Euro profile cylinder for emergency release. Multi-point locking system.
- Two horizontal double locking bolts (upper and lower) one (upper) and three in the centre of the door leaf.
- Cylinder protection device (defender).
- Various modes of operation programmable.
- The lock can be equipped with the European profile cylinders 'Smart', 'Excel' and 'Prestige', for emergency release. These cylinders are supplied with 5 No. keys and a unique identification card. The cylinder is configured key/key - for the Linx system, an internal thumb turn is not possible.

COATINGS

- As well as the entire range of standard Torterolo & Re panels, individually designed panels are often specified to ensure that customers' requirements are met. The range of panels includes solid or machined, plain engineered wood finishes and aluminium - the possibilities are endless.
- Removable internal panel keepers.
- External panel keeper surrounds (door edges): brown for Linx 1, 2, 3; matte INOX (corrosion proof) for Linx 4; other finishes available on request.

VARIETY AND FLEXIBILITY

- Options include overhead fanlights with either solid or glazed panels (the glazing can be decorative) - including arched fanlights; rectangular or shaped security glass in the leaf; arched doors, both single or double; external opener; with fixed side and overhead panels (glazed or solid) for secure entrances.

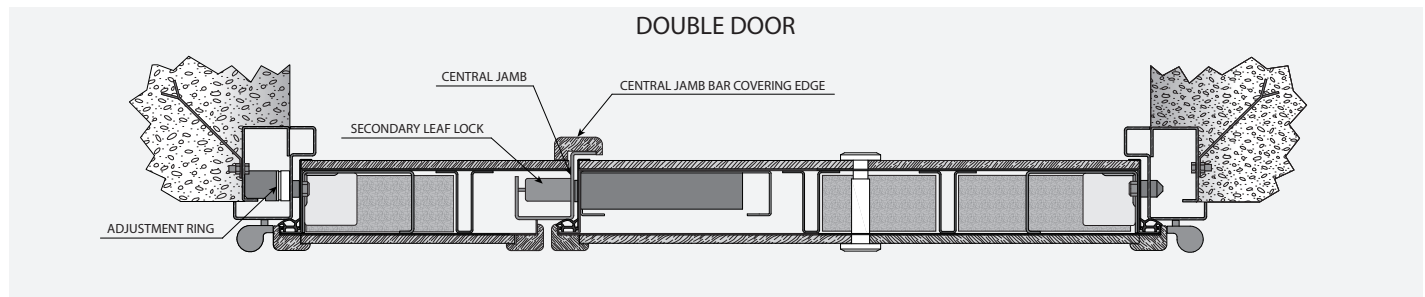
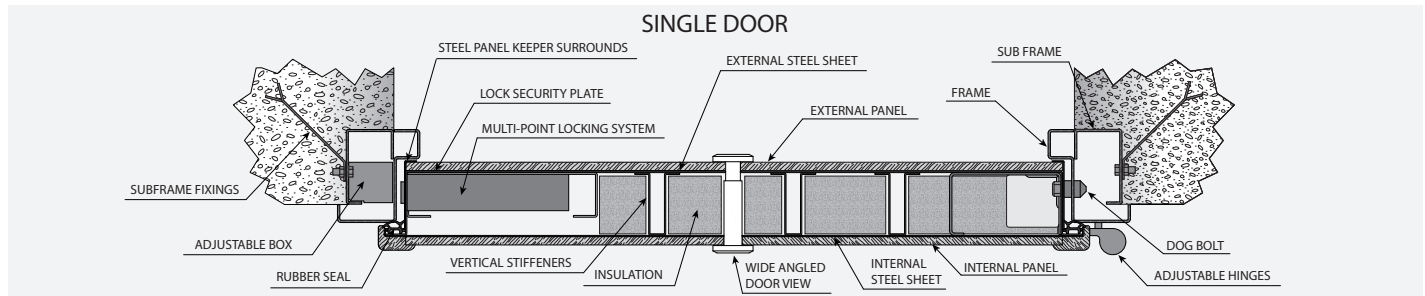
PERFORMANCE TABLE*

	Burglar Resistance	Thermal Insulation [W/m ² K]	Acoustic Insulation Rw [dB]	Water Tightness	Air Tightness	Wind resistance
SINGLE DOOR	class 4	from 1,8 to 1,5 <i>2 with aluminium external panel</i>	from 37 to 42	n.p.d. <i>product not recommended for direct exposure to weather</i>	class 1	class C3
DOUBLE DOOR	class 3	from 2 to 1,6 <i>2,2 with aluminium external panel</i>	from 30 to 32	n.p.d. <i>product not recommended for direct exposure to weather</i>	class 1	class C3

n.p.d.: no performance declared

Thermal transmission values given refer to doors covered with plain wooden panels 7mm thick and vary depending on the finishes and options required.
















* Torterolo & Re ensures that the production of all door sets complies with its engineering designs and prototypes that have been proved in its engineering laboratories. Values outlined in the table can only be guaranteed if door sets are supplied complete and fully assembled by Torterolo & Re. Detailed specifications of products are outlined within the "Tabella Limiti" and doors must be installed and adjusted in line with the manufacturer's instructions. Changes to door sets that are undertaken locally following installation may invalidate performance criteria.



STANDARD DIMENSIONS Net opening [cm]

	SINGLE DOOR			DOUBLE DOOR					
H	209	209	209	209	209	209	209	209	209
W	79,5	84,5	89,5	110 (79,5+30,5)	115 (84,5+30,5)	120 (89,5+30,5)	120 (79,5+40,5)	125 (84,5+40,5)	130 (89,5+40,5)

Available in standard and customised sizes, single or double doors. Minimum net clearance of the door 195 cm.

	BASIC CONFIGURATION (ST433)*	CONFIGURATION 2 (ST434)*	CONFIGURATION 3 (ST435)*	CONFIGURATION 4 (ST436)*
INTERNAL KEYPAD				
	Pressing the green button on the internal keypads opens the door. Pressing the black button when the door leaf has been closed into the frame operates the locking bolts to lock the door. These two buttons are also used to programme the system. The internal keypad also has a red LED and a buzzer that emits acoustic signals when the door is programmed.			
EXTERNAL INTERFACE	 Numeric keypad	 Numeric keypad	 Numeric keypad	 Numeric keypad and fingerprint reader
	Inputting the access code on the external key pad releases the lock to open the door. There are two levels of access code; these are MASTER and SERVICE and a total of 128** individual access codes can be entered in the system. The MASTER mode enables the owner to programme the access control on the keypad. The keypad has background illumination and it also contains a TRANSPONDER reader.			
KEY FOBs / TRANSPONDERS	3 No. 	3 No. 	3 No. 	3 No. 
	Use of a key fob in close proximity to the transponder reader in the external key pad releases the lock and opens the door. These transponders can be programmed, as above, on two levels - MASTER and SERVICE for up to a total of 128** transponders. The MASTER transponder enables the owner to programme the system.			
RADIO CONTROL	---	3 No. 	Available on request.	Available on request.
DIALOG DEVICE / CONTROL INTERFACE	---	---	 The Dialog Device / Control Interface is connected to the lock via a two way cable to provide input and output and there are also 3 No. conductors (Tax, Rx, GND). These combine to enhance the flexibility of the lock and add 2 No. remote digital inputs and 4 No. relay outputs.	---
BIOMETRIC FINGERPRINT READER	---	---	---	 When programmed, placing a finger on the sensor will open the door. Up to 99* No. different fingerprints can be stored in the fingerprint reader - the fingerprint reader itself does not enable access to programme the system.
STORED ACCESS CODES	128 (combining transponders + numerical codes)	128 (combining transponders + numerical codes + radio controls)	128 (combining transponders + numerical codes)	128 (combining transponders + numerical codes) and 99 (fingerprints)
KEYS	5 No. keys and one No. unique key identification card	5 No. keys and one No. unique key identification card	5 No. keys and one No. unique key identification card	5 No. keys and one No. unique key identification card
POWER SUPPLY	6 No. alkaline batteries. A subsequent adaptation, after installation, is possible to provide mains power. This configuration, with only battery power, is not recommended for doors that require operation more than 20 times daily.	6 No. alkaline batteries and connection to mains power. The batteries provide an automatic pack up in the event of power failure.	6 No. alkaline batteries and connection to mains power. The batteries provide an automatic pack up in the event of power failure. Power failure will, however, disable the Dialog Device / Control Interface temporarily.	6 No. alkaline batteries and connection to mains power. The batteries provide an automatic pack up in the event of power failure. Power failure will, however, disable the fingerprint reader temporarily.
WIRING LOOP FOR REMOTE OPERATION	Available on request. The door is supplied with a three core cable which can be connected to a remote switch to open the door.	Available on request. The door is supplied with a three core cable which can be connected to a remote switch to open the door.	Remote operation is available via the Dialog Device / Control Interface.	Available on request. The door is supplied with a three core cable which can be connected to a remote switch to open the door.

* Each configuration outlined above is described in more detail in the Technical Schedule (see reference numbers at the top of the page).

** A total of 128 codes (combining numerical key pad, key fob and radio control can be programmed; in addition, for the biometric fingerprint reader, a further 99 codes can be added to the system.